

Tip Tuesday

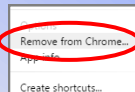
Delete Apps & Extensions

While they're great, sometimes they're too much

Delete Apps:

1. Right-click on the app icon (on a Chromebook, two-finger-tap is a right-click) and choose **Remove from Chrome**.

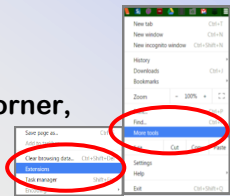
(Note: if "Remove from Chrome" is grayed-out, it is an Enterprise-placed-app —meaning a CCISD Admin-placed-app — and cannot be removed.)



2. Confirm removal by clicking **Remove**.

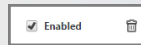
Delete Extensions:

1. In the Chrome browser, in the upper-right corner, click the 3 bars (☰) and choose **More Tools** and then **Extensions**.



2. A list of the extensions appears. Find the extension to remove. You have two choices:

- ⇒ Uncheck the box next to "Enabled:" this keeps the extension installed, but it cannot be accessed/used.
- ⇒ Trash can: this deletes it completely.



*FYI: Chrome Apps are simply short-cuts to a webpage.
Chrome Extensions add functionality to the Chrome web browser.*

